




Stone Walls




Rough uneven stone wall
Panel size: 2005 x 1105 x 50 mm



Worn and weathered stone wall
Panel size: 1940 x 1080 x 60 mm



Worn and weathered stone wall
Panel size: 2000 x 1090 x 60 mm



Worn and weathered stone wall
Panel size: 1995 x 1040 x 60 mm

Standard designs made in vac formed plastic 0.5mm P.V.C., 1.2mm A.B.S. or G.R.P. (glassfibre)
High Strength Plaster backed with hessian scrim for use in pubs and themed areas also available